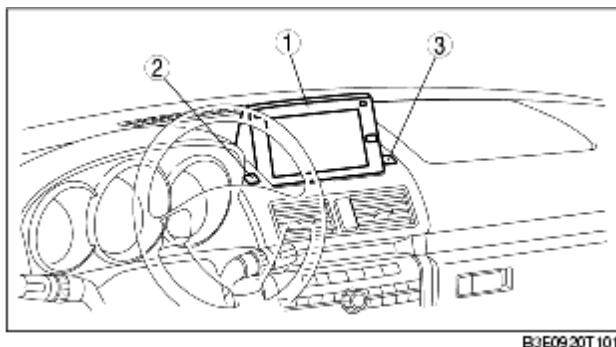


LCD UNIT CONSTRUCTION

B3E092066901T02


Structural View

- Located at the center of the dashboard.

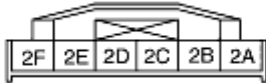



1	LCD unit
2	OPEN/CLOSE button
3	TILT button

Terminal Layout and Signal

Terminal	Signal	
	24-pin connector	
	1A	Video (B)
	1B	Video (G)
	1C	Video (composite sync)
	1D	Video (R)
	1E	Video GND
	1F	Video GND
	1G	Shield GND
	1H	Video input
	1I	Monitor serial output
	1J	Shield GND
	1K	Monitor serial input
	1L	BUS (-)
	1M	Rear cam
	1N	BUS (+)
	1O	ACC
	1P	GND
	1Q	B+
	1R	Parking brake signal

	1S	Shield GND
	1T	R range signal
	1U	UART2
	1V	Illumination (+)
	1W	UART1
	1X	Illumination (-)

Terminal	Signal	
	6-pin connector	
	2A	Power
	2B	GND
	2C	Illumination
	2D	-
	2E	Remote data
	2F	Shield GND

Terminal	Signal	
	1-pin connector	
	3A	GND